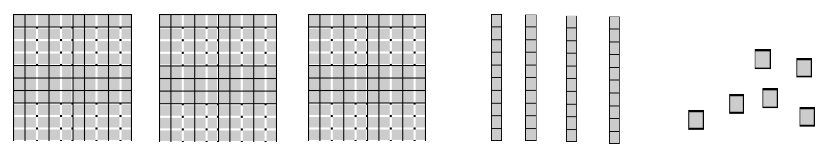


Name: _____

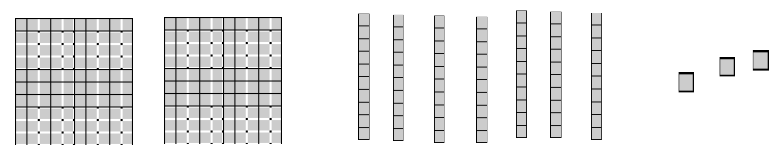
Place Value Blocks

6d Directions: Circle the part of the place value blocks that show the underlined digit.

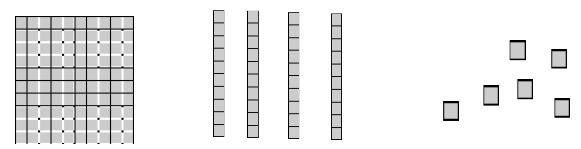
1. 346



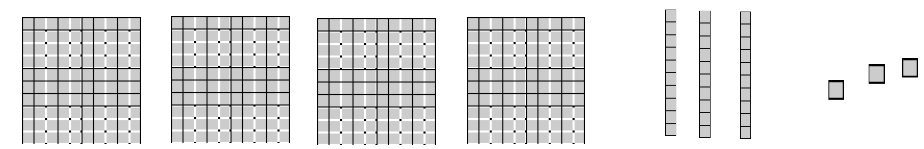
2. 273



3. 146



4. 433



_____ I double checked my work.

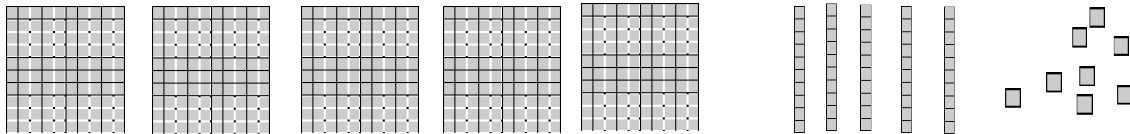
Name: _____

CCSS 2.NBT.1 Understand that the three digits of a three-digit number represent amounts of hundreds, tens, and ones...

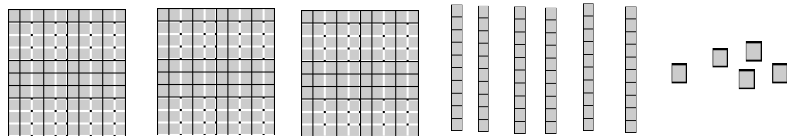
Place Value Blocks

6 Directions: Circle the part of the place value blocks that show the underlined digit.

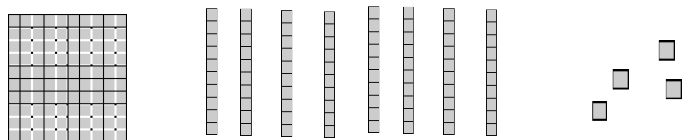
5. 558




6. 365



7. 184



8. 242



☆ Draw more blocks to number 8 problem to show 252.

____ I double checked my work.